
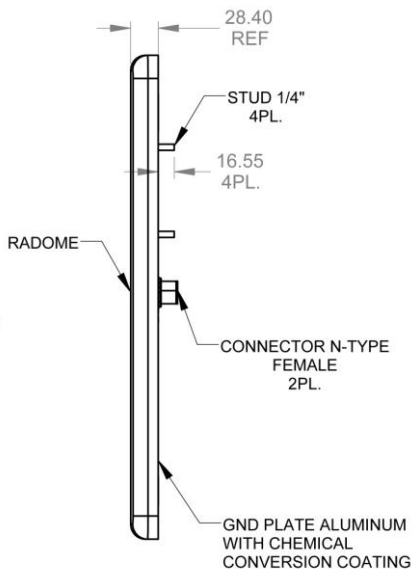
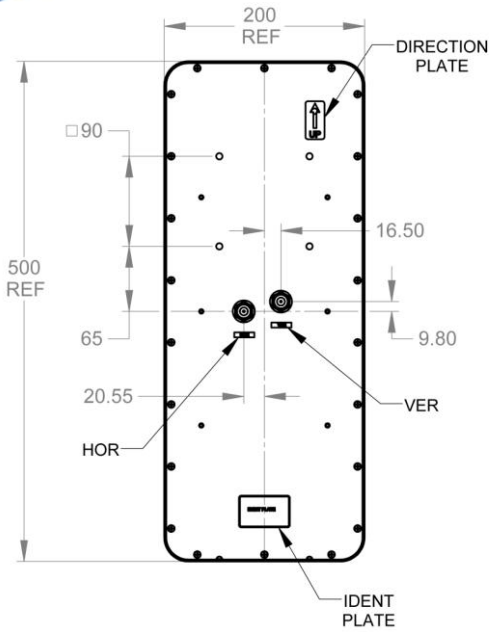


4.9 - 5.95 GHz, Dual Polarity, Vertical and Horizontal, 14 dBi Sector Antenna - 90 degrees



Technical Specifications	
REGULATORY COMPLIANCE	RoHS , CE 0682
ELECTRICAL	
Frequency Range	4.9 – 5.95 GHz
GAIN	14dBi (min)
VSWR	2 :1 (max) 1.7 : 1 (typ)
Azimuth Beam Width	Port V Port H
	90° (typ) @11dBi Gain 90° (typ) @10dBi Gain
3DB ELEVATION BEAM WIDTH	8° (typ)
POLARIZATION	Dual Linear Vertical + Horizontal
CROSS POLARIZATION	-25dB (typ) , -15dB (max)
F/B RATIO	25dB (min)
EL SIDE LOBES LEVEL	-10dB (typ)
PORT TO PORT ISOLATION	30dB (min)
INPUT IMPEDANCE	50 Ω
INPUT POWER	20W (max)
LIGHTNING PROTECTION	DC Grounded
MECHANICAL	
DIMENSIONS (L X W X D)	500 x 200 x 30 mm (max)
WEIGHT	1.5 kg (max)
CONNECTOR	2 x N-type female
BASE PLATE	Aluminum with chemical conversion coating
RADOME	Plastic
RADOME THICKNESS	2.0 ± 0.2 mm
OUTLINE DRAWING	RD42850600C
MOUNTING KIT	MT-120025
ENVIRONMENTAL	
LOW TEMPERATURE	-55°C
HIGH TEMPERATURE	+71°C
TEMP. CYCLING	-45°C +70°C
VIBRATION	Random 4M5
SHOCK MECHANICAL	4M5
HUMIDITY	95%
WATER TIGHTNESS	IP67
FLAMMABILITY	Class HB
ICE AND SNOW	25mm Radial
WIND SPEED SURVIVAL OPERATION	220 Km/h, 160 Km/h
Wind Load (Survival):	
Front Thrust	26.8 kg
Side Thrust	1.3 kg