

ETX-2

Carrier Ethernet Demarcation



- Feature-rich demarcation and aggregation suite, offering a complete Service Assured Access (SAA) solution
- Ideal for service providers, wholesalers, and mobile operators, seeking to deliver and monitor SLA-based MEF-certified Carrier Ethernet 2.0, Layer-3 VPN, and TDM-over-packet services
- Versatile offering of multirate Ethernet over fiber, SHDSL, VDSL, GPON, PDH, and TDM, assuring unified service delivery over any access technology
- TWAMP and Layer-2 OAM, as well as diagnostics for scalable and accurate traffic monitoring, quick fault detection, and troubleshooting of L-2 and L-3 networks
- vCPE applications including distributed network functions virtualization (D-NFV) for rapid rollout of new services and network capabilities.

The ETX-2 Carrier Ethernet demarcation device is the main component of RAD's Service Assured Access solution, providing:

- Ethernet service uniformity over multiple access technologies including GbE and 10GbE, SHDSL, VDSL, PDH, and SDH
- Operation in diverse topologies including ring, daisy chain, and hub and spoke
- PW functionality for mobile backhauling and business services
- Synchronization for mobile 2G, 3G, LTE, and LTE-A backhauling networks.

ETX-2 is offered in a variety of product options: ETX-203AM, ETX-203AX, ETX-205A, ETX-220A, ETX-2i, ETX-2i-B, and ETX-2i-10G. The ETX-2i member is a next-generation hybrid L2 and L3 demarcation device. The new ETX-2i-B branch office device is an optimized access box adapted to the requirements of next generation vCPE networks. The ETX-2i-10G device is a new ETX-2i version supporting 10GbE ports. [Table 1](#) provides further information on the capabilities offered by each ETX-2 device; [Table 2](#) by each ETX-2i device.

MARKET SEGMENTS AND APPLICATIONS

ETX-2 is ideal for carriers, service providers, wholesale providers, and mobile operators seeking to offer unified SLA-based Ethernet business services, such as E-Line, E-LAN,

E-Tree, and E-Access services, as well as L3 VPNs and value-added services using virtualization at the customer edge.

NETWORK TOPOLOGIES AND INTEROPERABILITY

ETX-2 supports several network topologies such as linear, daisy chain, and self-healing rings (G.8032v2), working with ETX-5 or third-party Ethernet devices.

vCPE

ETX-2 leverages Network Functions Virtualization (NFV), allowing carriers to provide a vCPE solution in various models including Centralized and Decentralized. This solution reduces CAPX and OPEX by eliminating the physical appliance required for hosting virtual functions.

D-NFV

The D-NFV option allows for seamless insertion of a standard Intel x86 core as an optional module. In ETX-2i-B, it allows insertion of an x86 Rangeley-based virtualization card. The D-NFV module hosts virtual machines providing virtual network functions (VFs) or value-added service capabilities. This enables service providers to quickly and easily provide new services and implement new network capabilities, with

the benefit of function localization at the customer premises.

CARRIER ETHERNET 2.0

ETX-2 incorporates a complete set of CE 2.0-certified Ethernet service tools that allow the service provider to distinguish between high- and low-priority traffic, and optimize TCP sessions.

ETX-2 provides MEF 10.3 rank color aware/unaware policers, delivering high-scale multi-CoS services with hierarchical Quality of Service (HQoS).

It supports advanced scheduling, WRED per CoS, shaping per EVC and per port, and flexible classification rules with flexible access lists.

Services

ETX-2 delivers E-Line (EVL, EVPL), E-LAN (EPLAN, EVPLAN), E-Tree (EP-TREE, EVP-TREE), and E-Access services.

Layer-2 Control Processing

ETX-2 can be configured to forward or discard Layer-2 control frames (including other vendors' L2CP frames).



ETX-2

Carrier Ethernet Demarcation

MLDv2 SNOOPING

With MLDv2 snooping, IPv6 multicast data is selectively forwarded only to a list of self-learned ports (per multicast group membership), instead of being flooded to all ports in a VLAN.

ROUTING

ETX-2 offers an optional embedded router with Virtual Routing and Forwarding (VRF) instances, allowing service providers to deploy L2 and L3 VPNs. The forwarding engine capability ranges from 1 to 8 Gbps, allowing for Carrier Ethernet and IP services to be offered in a single device providing high-capacity performance monitoring, network function virtualization (NFV), and more.

TDM PSEUDOWIRE

ETX-2 provides pseudowire (PW) services via four or eight integrated E1/T1 interfaces, as well as via a smart SFP (MiTOP). The PWs can be encapsulated using CESoPSN per IETF RFC 5086 or SAToP per IETF RFC 4553.

ETHERNET OVER PDH

ETX-2 transports Ethernet over PDH infrastructure via the following NG-PDH technologies:

- Generic Framing Procedure (GFP G.7041)
- GFP or PDH (G.8040)
- PDH Virtual Concatenation (VCAT G.7043)
- Link Capacity Adjustment Scheme (VCAT G.7042).

NG-PDH solutions improve overall network availability by reducing latency and optimizing line utilization and throughput.

Integrated management of MiRiCi and MiTOP smart SFPs provides TDM (E1/T1/E3/T3/OC-3/STM-1) connectivity over PDH or SDH legacy networks.

RESILIENCY

ETX-2 offers fast protection for virtually any kind of failure, in any linear, ring, or dual-homed topology. The device employs IEEE 802.3ad link aggregation (1:1 LAG), ITU-T G.8032v2 Ethernet ring protection, and ITU-T G.8031 Ethernet linear protection, to ensure continuous availability and sub-50ms restoration in the event of network outages.

It also provides MSTP and RSTP (IEEE 802.1Q) to support loop-free Bridge forwarding over a mesh/ring physical topology.

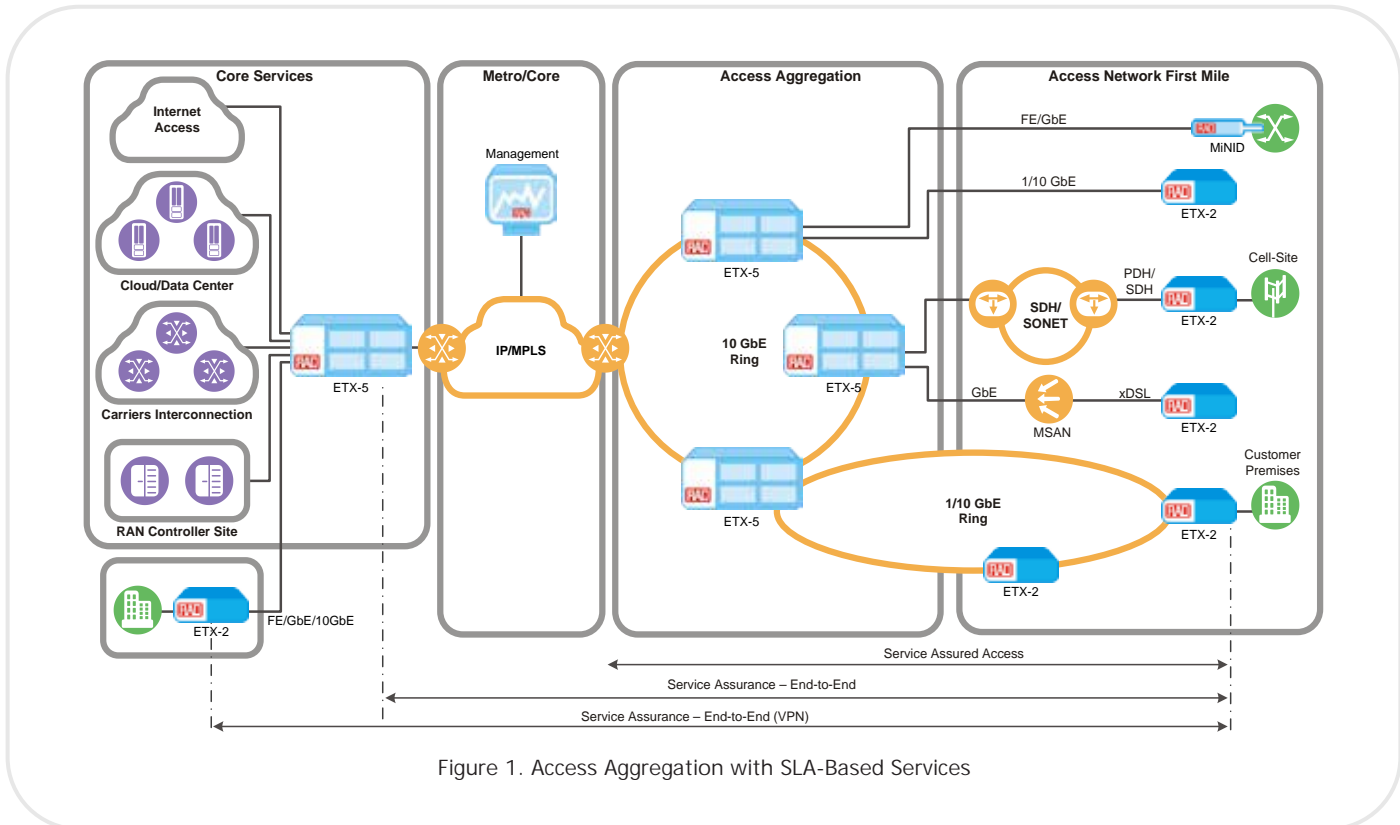


Figure 1. Access Aggregation with SLA-Based Services

TIMING AND SYNCHRONIZATION

ETX-2 incorporates RAD's advanced SyncTop synchronization and timing over packet feature set to support mobile heterogeneous network topology.

The device combines Synchronous Ethernet (SyncE) with IEEE 1588v2 Precision Time Protocol per ITU-T G.8265.1 and G.8275.1 Telecom profiles for cost-effective synchronization of frequency and phase.

With an integrated GNSS receiver and 1588v2 Grandmaster support, ETX-2 offers a Distributed GM™ solution, allowing mobile operators and service providers to cost-effectively provide reliable frequency and phase accuracy for LTE-A.

The device also supports 1588v2 slave clock, boundary clock (BC), and transparent clock (TC), as well as a dual master operating simultaneously in G.8265.1 and G.8275.1 mode.

MANAGEMENT AND SECURITY

The device can be managed via RADview, RAD's carrier-class NMS, or any SNMP-based management system. ETX-2 supports a variety of access protocols, including CLI over Telnet, SNMPv3, and TFTP.

Security features include SNMPv3, RADIUS (client authentication), TACACS+ (client authentication, authorization, and accounting), SSH, and SFTP.

Access Control Lists (ACL) can also be used to flexibly filter and mark management traffic, enabling service providers to maintain network security by dropping unwanted packets.

MONITORING AND DIAGNOSTICS

Featuring multi-layer OAM and PM tools, ETX-2 performs hardware-based monitoring and diagnostics at high scale and precision. End-to-end connectivity OAM (IEEE 802.1ag) as well as single-segment OAM (IEEE 802.3-2005) ensure flow-level fault management and performance monitoring over Layer-2 networks and also quickly detect connectivity failures for robust protection. Layer-2 and 3 wirespeed loopbacks offer flexible diagnostic tools.

RFC-5357 TWAMP light delivers the same functionality over Layer-3 networks, as well as one-way TWAMP with counters for loss, delay, fragmented packets, reorders and duplication, in addition to configurable test packet size. Multiple VRF support the robust TWAMP setup. High-scale TWAMP is provided in ETX-205A by a PM controller (PMC) in a dedicated enclosure.

The Performance Management Portal is an SLA assurance system that is part of the RADview management system, enabling real-time monitoring of services performance.

Service Activation Tests

The ETX-2 family offers service activation tools with multiple RFC-2544, Y.1564, and L3 SAT testers.

Digital Diagnostics Monitoring

ETX-2 supports digital diagnostics monitoring (DDM) SFP functions according to SFF-8472, excluding external DDM calibration.

ETX-2

Carrier Ethernet Demarcation

Table 1. Feature Comparison –ETX-2 Product Options









Specifications	ETX-203AX 	ETX-203AM 	ETX-205A 	ETX-220A 
10GbE XFP interfaces	-	-	-	+
FE/GbE SFP interfaces	+	+	+	+
10/100/1000 electrical interfaces	+	+	+	+
GbE combo interfaces	-	2 (modular)	+	-
Extension slot for network interface module	-	+	-	-
PDH network interfaces (GFP mapping)	-	4/8 E1/T1, 1/2 T3	-	-
SHDSL network interfaces	-	+	-	-
VDSL2 network interfaces	-	+	-	-
E1/T1 user interfaces (SATO, CESoPSN, CAS)	-	-	+	-
E1/T1/T3/STM-1/OC-3 network interfaces via integrated Smart SFP (MiRIC)	+	+	+	+
E1/T1/T3 PWE services via integrated Smart SFP (MiTOP)	+	+	+	+
Optional timing interfaces (2 MHz, 2 Mbps, 1PPS, ToD)	-	-	+	+
Ethernet E-Line, E-LAN, E-Tree services	+	+	+	+
Layer-2 forwarding	+	+	+	+
Flow classification rules	+	+	+	+
ACL classification rules	+	+	+	+
Available bandwidth measurements for Layer-2 services	+	+	+	+
2-rate/3-color policing per EVC.CoS	+	+	+	+
Shaping per EVC and EVC.CoS	+	+	+	+
MultiCoS EVCs per MEF 10.3 policing	-	-	-	+
Strict priority and weighted fair queuing (WFQ) scheduling	+	+	+	+
G.8031 linear protection	+	+	+	+
G.8032v2 ring protection	+	+	+	+
1:1 link protection with 1:1 LAG/LACP	+	+	+	+
1:1 link protection with dual homing	+	+	+	+
LAG with load balancing	-	-	-	+
Jumbo frame support	+	+	+	+
Synchronous Ethernet (SyncE) on all interfaces	-	-	+	+
IEEE-1588v2 precision time protocol (PTP) per G.8265.1 and G.8275.1 Telecom profiles	TC	TC	Slave, TC, BC, GM with integrated GNNS	Slave, TC, BC

Table 1. Feature Comparison – ETX-2 Product Options (Continued)

Specifications	ETX-203AX 	ETX-203AM 	ETX-205A 	ETX-220A 
Built-in Y.1564 service activation testers	+	+	+	+ (up to 10G services)
Continuity fault management (CFM) per IEEE 802.3ag	+	+	+	+
Service utilization and performance monitoring per ITU-T Y.1731.2012, including synthetic loss measurement	+	+	+	+
Delay and loss measurements per MEF 36	+	+	+	+
TWAMP light generator and responder (SW license)	+	+	+	+
PM controller (PMC)	-	-	+	-
Accurate one-way KPI measurements	-	-	+	+
LLDP discovery per IEEE 802.1AB	+	+	+	+
Link-level OAM per IEEE 802.3-2005	+	+	+	+
RMON2 port-level counters	+	+	+	+
MSTP and RSTP	+	+	+	+
MLDv2 Snooping	+	+	+	+
On-demand Layer-2 and 3 loopbacks	+	+	+	+
Zero-touch provisioning (DHCP, PPPoE)	+	+	+	+
SNMPv1/v2/v3	+	+	+	+
RADIUS and TACACS+ AAA	+	+	+	+
Network time protocol (NTP)	+	+	+	+
Power supply redundancy	-	-	+	+
NEBS option	+	+	+	+
Temperature-hardened option	+	+	+	+
MEF CE2.0	Certified	Certified	Certified	Certified

OAM and Diagnostics

General and Management

ETX-2

Carrier Ethernet Demarcation

Table 2. Feature Comparison – ETX-2i Product Options











Specifications	ETX-2i Fixed Ports 	ETX-2i/M & D-NFV 	ETX-2i-B 	ETX-2i-B D-NFV 	ETX-2i-10G 
10GbE SFP+ interfaces	-	-	-	-	+
FE/GbE SFP interfaces	+	+	+	+	+
10/100/1000 electrical interfaces	+	+	+	-	+
GbE combo interfaces	+	+	+	-	+
Extension slot for network interface module	-	+	-	-	-
Extension slot for D-NFV module	-	+	-	+	-
PDH network interfaces (GFP mapping)	-	4/8 E1/T1, 1/2 T3		-	-
SHDSL network interfaces	-	+	-	-	-
VDSL2 network interfaces	-	+	-	-	-
E1/T1 user interfaces (SATO, CESoPSN, CAS)	-	-	-	-	-
E1/T1/T3/STM-1/OC-3 network interfaces via integrated Smart SFP (MiRIC)	+	+	+	+	+
E1/T1/T3 PWE services via integrated Smart SFP (MiTOP)	+	+	+	+	+
Optional timing interfaces (2 MHz, 2 Mbps, 1PPS, ToD)	+	+	-	-	+
Ethernet E-Line, E-LAN, E-Tree services	+	+	+	+	+
Ethernet E-Access services	+	+	+	+	+
Layer-2 forwarding	+	+	+	+	+
Wirespeed router supporting VRFs, static routing, BGPv4, OSPFv2, BFD, and VRRP	+ (8G)	+ (8G)	+ (1G)	+	-
Flow classification rules	+	+	+	+	+
ACL classification rules	+	+	+	+	+
Available bandwidth measurements for Layer-2 services	+	+	+	+	+
2-rate/3-color policing per EVC.CoS	+	+	+	+	+
Shaping per EVC and EVC.CoS	+	+	+	+	+
MultiCoS EVCs per MEF 10.3 policing	+	+	+	+	+
Strict priority and weighted fair queuing (WFQ) scheduling	+	+	+	+	+
G.8031 linear protection	+	+	+	+	+
G.8032v2 ring protection	+	+	+	+	+
1:1 link protection with 1:1 LAG/LACP	+	+	+	+	+
1:1 link protection with dual homing	+	+	+	+	+
LAG with load balancing	+	+	+	+	+
Jumbo frame support	+	+	+	+	+
Synchronous Ethernet (SyncE) on all interfaces	+	+	-	-	+
SyncE recovery from PDH module to Ethernet ports	+	+	-	-	-
IEEE-1588v2 precision time protocol (PTP) per G.8265.1 and G.8275.1 Telecom profiles	Slave, TC, BC	Slave, TC, BC	TC	TC	Slave, TC, BC

Table 2. Feature Comparison – ETX-2i Product Options (Continued)

Specifications	ETX-2i Fixed Ports 	ETX-2i/M & D-NFV 	ETX-2i-B 	ETX-2i-B D-NFV 	ETX-2i-10G 
Built-in Y.1564 service activation testers	+	+	+	+	+
Continuity fault management (CFM) per IEEE 802.3ag	+	+	+	+	+
Service utilization and performance monitoring per ITU-T Y.1731.2012, including synthetic loss measurement	+	+	+	+	+
Delay and loss measurements per MEF 36	+	+	+	+	+
TWAMP light generator and responder (SW license)	+	+	+	+	+
Accurate one-way KPI measurements	+	+	+	+	+
LLDP discovery per IEEE 802.1AB	+	+	+	+	+
Link-level OAM per IEEE 802.3-2005	+	+	+	+	+
RMON2 port-level counters	+	+	+	+	+
MSTP and RSTP	+	+	+	+	-
MLDv2 snooping	+	+	+	+	-
On-demand Layer-2 and 3 loopbacks	+	+	+	+	+
Zero-touch provisioning (DHCP, PPPoE)	+	+	+	+	+
SNMPv1/v2/v3	+	+	+	+	+
RADIUS and TACACS+ AAA	+	+	+	+	+
Network time protocol (NTP)	+	+	+	+	+
Power supply redundancy	+	+	-	-	+
NEBS option	+	+	-	-	+
Temperature-hardened option	+	+	-	-	+
MEF CE2.0	Certified	Certified	Compliant	Compliant	Compliant

ETX-2

Carrier Ethernet Demarcation

Specifications

CAPACITY

Max. Frame Size

12,288 bytes with Ethernet uplinks
 2,048 bytes with SHDSL uplink module
 2,112 bytes with VDSL uplink module
 10,240 bytes with E1/T1/T3 EoPDH uplink module

BRIDGE

Compliance

802.1D, 802.1Q, 802.1ad

Mode

VLAN-aware, VLAN-unaware

VLAN Editing

Inner/outer VLAN editing per VLAN and p-bit values

ROUTER

(ETX-2i, ETX-2i-B)

Router (if ordered) providing:

- Up to 1 Gbps in ETX-2i-B
- Up to 8 Gbps in ETX-2i
- Layer-3 IPv4 and IPv6 forwarding with performance of over 2 MPPS
- Bidirectional forwarding detection (IP-BFD single hop) for fast forwarding path failure detection
- Inbound ACLs
- Static routing, or dynamic routing with OSPFv2, BGPv4, VRRPv2, and VRRPv3

HIERARCHICAL QUALITY OF SERVICE (HQOS)

Policing

Dual token bucket with user-configurable CIR + CBS and EIR + EBS

ETX-220A, ETX-2i, ETX-2i-B, and ETX-2i-10G:
 Bandwidth policing per MEF 10.3

Scheduling

8 × CoS per EVC scheduling elements
 Strict Priority (SP) and Weighted Fair Queue (WFQ)

Shaping

Per port (ETX-220A, ETX-2i, ETX-2i-B, ETX-2i-10G)
 Per EVC
 Per EVC.CoS

FLOWS

Classification

Per port, outer VLAN or outer + inner VLAN, PCP, TOS/DSCP, Ethertype, IP/MAC source/destination address, or 5-tuple ACL

RESILIENCY

Dual Homing

Dual homed link redundancy

Link Aggregation

IEEE 802.1ax (802.3ad) 1:1 LAG with LACP for pairs of network or user Ethernet ports

Ethernet Ring

G.8032v2 rings with sub 50 ms protection for Ethernet traffic

Ethernet Path Protection

G.8031, for linear 1:1 protection

DIAGNOSTICS

Loopback Tests

Non-disruptive loopback per flow, with MAC/IP address swap

Loopbacks at Ethernet port level

Service Activation Tests

RFC-2544: 8 built-in wirespeed testers
 ITU-T Y.1564: 8 built-in wirespeed testers

Alarm Relay

(optional)

Type: Dry contacts with three “in”
 Connector: Terminal block, 9-pin

ICMP Echo

Over L2 and L3 services
 Tests IP connectivity (PING)

SHDSL INTERFACES

Provided with SHDSL network module for:

- ETX-203AM modular ordering option
- ETX-2i modular and D-NFV ordering options

Type

SHDSL.bis

Number of Ports

2 or 4

Number of Wires

4 or 8

Connectors

Replaceable network module, with one RJ-45 connector for 4-wire ordering option or two RJ-45 connectors for 8-wire ordering option

Line Coding

16 or 32 TC-PAM

Line Rate

192–5696 kbps (see [Table 3](#))

Impedance

135 Ω

Compliance

ITU-T G.991.2, G.994.1, ETSI TS 101524

Bonding

According to IEEE 802.3ah, ITU-T G.998.2

Table 3. SHDSL Typical Ranges (26 AWG)

Data Rate	4-wire		8-wire	
	[kbps]	[km]	[mi]	[mi]
192	8	4.9	8	4.9
512	6.7	4.1	6.7	4.1
1536	6	3.7	6.5	4
2048	5.7	3.5	6.4	3.9
4096	5.1	3.1	5.7	3.5
4608	5	3	5.5	3.4
5696	4.6	2.8	5.1	.1
11392	2.9	1.8	4.6	2.8
17088	–	–	3.5	2.1
22784	–	–	2.9	1.8

VDSL2 INTERFACES

Provided with VDSL2 network module for:

- ETX-203AM modular ordering
- ETX-2i modular and D-NFV ordering options

Operates in CPE mode only.

Type

VDSL.bis

Temperature

Operates in non-hardened devices of up to 35°C (90°F). Above this temperature, requires hardened device.

Number of Ports

Four VDSL2 ports (two per connector)

Number of Wires

8

Connectors

Replaceable network module, with two RJ-45 connectors (UTP)

Impedance

VDSL2 over POTS: 100 Ω
VDSL2 over ISDN: 135 Ω

Compliance

ITU-T G.993.2, G.997.1, G.998.2, IEEE 802.3, ETSI TS 101524

Bonding

According to ITU-T G.998.2 VDSL2 PTM

One bonding group; supports up to four VDSL ports per group

Bonding payload rate up to 400 Mbps DL /200 Mbps UL, with packet forwarding throughput 380 Mbps DL/180 Mbps UL

Line Coding

DMT

Table 4. VDSL Ranges

Profile	Bandwidth (MHz)	Number Down-stream Carriers	Carrier Bandwidth (kHz)	Max Aggregate Downstream Transmit Power (dBm)	Max Downstream Throughput (Mbit/s)
8a	8.832	2048	4.3125	+17.5	50
8b	8.832	2048	4.3125	+20.5	50
8c	8.5	1972	4.3125	+11.5	50
8d	8.832	2048	4.3125	3.9	50
12a	12	2783	4.3125	3.5	68
12b	12	2783	4.3125	3.4	68
17a	17.664	4096	4.3125	3.4	100

Payload Rate

100 Mbps DL/50 Mbps UL per line

E1/T1 INTERFACES

(ETX-203AM: EoPDH E1/T1 network module)

Number of Ports

4 or 8

Compliance

G.703, G.823

Data Rate

E1: 2.048 Mbps
T1: 1.544 Mbps

Line Coding

E1: HDB3
T1: B8ZS

Framing

E1: Framed (G732N with CRC)
T1: Framed (ESF)

Impedance

E1: 120 Ω, balanced
75 Ω, unbalanced (via adapter cable)
T1: 100 Ω, balanced

Connectors

Replaceable network module, with four RJ-45 connectors:

- Four E1/T1 ports:
One E1/T1 interface per RJ-45
- Eight E1/T1 ports:
Two E1/T1 interfaces per RJ-45, with adapter cable

ETHERNET INTERFACES

See [Table 5](#) for ETX-2 product options; [Table 6](#) for ETX-2i.

T3 INTERFACES

(ETX-203AM: EoPDH T3 network module)

Number of Ports

1 or 2

Compliance

G.703, G.823

Data Rate

44.736 Mbps

Line Coding

B3ZS

Framing

C-bit parity

Impedance

75 Ω, unbalanced

Connectors

Replaceable network module, with one or two pairs of BNC connectors:
One T3 port – One pair
Two T3 ports – Two pairs

E1/T1 INTERFACES

(ETX-205A: Built-in TDM PW E1/T1 ports)

Number of Ports

4 or 8

Compliance

E1: G.703, G.732N, G.732S
T1: ANSI T1.101, ANSI T1.403

Data Rate

E1: 2.048 Mbps
T1: 1.544 Mbps

Line Coding

E1: HDB3
T1: B8ZS

Framing

E1: Framed (G.732N with or without CRC)
Framed with CAS (G.732S with or without CRC)
Unframed
T1: Unframed or ESF

Impedance

E1: 120Ω, balanced
75Ω, unbalanced (via adapter cable)
T1: 100Ω, balanced

Connectors

Electrical, RJ-45

ETX-2

Carrier Ethernet Demarcation

Table 5. Ethernet Interfaces – ETX-2 Product Options

Specifications	ETX-203AX	ETX-203AM	ETX-205A	ETX-220A	
10GbE	Number of Ports	–	–	Network: 1 or 2 User: 1 or 2	
	Type	–	–	XFP	
	Fiber Optic (XFP-based)	–	–	10GBaseSR 10GBaseER 10GBaseLR 10GBaseZR	
	Connector	–	–	XFP slot	
	XFP Transceivers	–	–	See <i>Note</i>	
GbE	Number of Ports	Network: 2 User: 4	Network: 2 (with GbE module) User: 4	Network: 2 User: 4	Network: up to 2 User: up to 10 or 20
	Type	SFP or copper port	Network: SFP/copper combo port User: SFP or copper port	SFP/copper combo port	SFP or copper port
	Fiber Optic (SFP-based)		Fast Ethernet: 100BaseFx, 100BaseLX10, 100BaseBx10 Gigabit Ethernet: 1000BaseSx, 1000BaseLX10, 1000BaseBx10		
	Copper		10/100BaseT or 10/100/1000BaseT		
	Connector	Port 1: SFP slot All other ports: SFP slot or RJ-45	Replaceable module with SFP slot and RJ-45	SFP slot or RJ-45	SFP slot or RJ-45
	SFP Transceivers			See <i>Note</i>	

Note: It is strongly recommended to order this device with **original** RAD SFPs/XFPs. RAD cannot guarantee full compliance to product specifications for units using non-RAD SFPs/XFPs. For full details on SFP/XFP transceivers, see the SFP/XFP Transceivers data sheet at www.rad.com. For the list of SFP/XFP transceivers supported by ETX-220A, see the [SFP/XFP Compatibility](#) document.

Table 6. Ethernet Interfaces – ETX-2i Product Options

Specifications	ETX-2i Fixed Ports	ETX-2i/M & D-NFV	ETX-2i-B	ETX-2i-B D-NFV	ETX-2i-10G
Number of Ports	–	–	–	–	2 or 4
Type	–	–	–	–	SFP+
10GbE Fiber Optic (XFP-based)	–	–	–	–	1000BaseLx/Sx 10GBase-SR/LR/ER/ZR
Connector	–	–	–	–	SFP+ LC
XFP Transceivers	–	–	–	–	See <i>Note</i>
Number of Ports	8	4 (2 additional optional ports with GbE module)	Network: 2 User: 2/4/8	Network: 2 User: 4	4 or 8
Type	SFP/copper (RJ-45) combo ports	SFP/copper (RJ-45) combo ports	Network: SFP port User: SFP/copper combo port, SFP port, or copper port	Network: SFP port User: Copper (UTP) port	SFP port, UTP port
GbE Fiber Optic (SFP-based)	100BaseFx, 1000BaseLx/Sx,				
Copper	10/100/1000BaseT				
Connector	SFP slot or RJ-45	SFP slot or RJ-45	Port 1: SFP slot All other ports: SFP slot or RJ-45	Ports 1 and 2: SFP slot Ports 3 to 6: RJ-45	SFP slot or RJ-45
SFP Transceivers	See Note				

Note: It is strongly recommended to order this device with **original** RAD SFPs/XFPs. RAD cannot guarantee full compliance to product specifications for units using non-RAD SFPs/XFPs. For full details on SFP/XFP transceivers, see the SFP/XFP Transceivers data sheet at www.rad.com. For the list of SFP/XFP transceivers supported by ETX-220A, see the [SFP/XFP Compatibility](#) document.

ETX-2

Carrier Ethernet Demarcation

PSEUDOWIRE

(ETX-205A)

Payload Encapsulation

CESoPSN, SAToP

Network Encapsulation

MEF 8, UDP/IP

TIMING

Synchronous Ethernet

ITU-T G.8261-G.8264

1588v2

Slave clock (ETX-205A, ETX-220A, ETX-2i, ETX-2i-10G)

Boundary clock (ETX-205A, ETX-220A, ETX-2i, ETX-2i-10G)

Grandmaster with GNSS (ETX-205A)

Dual master operating simultaneously in G.8265.1 and G.8275.1 mode (ETX-205A, ETX-220A, ETX-2i, ETX-2i-10G)

Transparent clock (TC)

Phase and frequency synchronization

Station Clock

(ETX-205A, ETX-220A, ETX-2i, ETX-2i-10G)

Type: Balanced E1, unbalanced E1 (via adapter cable)

Connector: RJ-45

PTP Ports

(ETX-205A, ETX-220A, ETX-2i, ETX-2i-10G)

ToD/1PPS (RJ-45)

External clock (CONN.COAX SMA)

1PPS (CONN.COAX SMA)

MANAGEMENT

Ethernet Management Port

Type: 10/100/1000BaseT

Connector: RJ-45

Control Port

(ETX-203AM, ETX-203AX, ETX-205A, ETX-220A)

Interface: V.24/RS-232 DCE

Connector: RJ-45

Format: Asynchronous

Data rate: 9.6, 19.2, or 115.2 kbps

(ETX-2i, ETX-2i-B, ETX-2i-10G)

Interface: V.24/RS-232 DCE

Connector: Mini USB

Format: Asynchronous

Data rate: 9.6, 19.2, or 115.2 kbps

Management Options

Password-protected access, authorization levels

Secure CLI via SSH

Telnet, SNMPv3, SFTP

RADIUS or TACACS+ authentication

Plug and play zero touch provisioning

Routing for Management

IP forwarding, dual-stack IPv4 and IPv6 routing, static routing

GENERAL

Compliance

CE 2.0, MEF 6 (E-Line – EPL and EVPL, E-LAN – EPLAN and EVPLAN), MEF 10, MEF 9, MEF 14, MEF 20, MEF 36, IEEE 802.3, 802.3u, 802.1D, 802.1Q, 802.1p, 802.3ad, 802.3-2005, 802.1ax, 802.1ag, ITU-T Y.1731, G.8031, G.8032v2, G.8262, G.8265, RFC-2544, ITU-T Y.1564

Table 7. Power, Physical, and Environmental Specifications – ETX-2 Product Options

Specifications	ETX-203AX	ETX-203AM	ETX-205A	ETX-220A	
Power	Power Supply (19" enclosure)	–	–	AC: 100-240 VAC (±10%), 50/60 Hz DC: 24/48 VDC (20-60 VDC)	AC: 100-240 VAC (±10%), 50/60 Hz DC: 48 VDC (40-60 VDC)
	Power Supply (8.5" enclosure)	Wide-range AC/DC with auto detection AC: 100-240 VAC (±10%), 50/60 Hz DC: 48 VDC (40-60 VDC)	AC: 100-230 VAC (±10%), 50/60 Hz DC: 48 VDC (40-60 VDC)	AC: 100-240 VAC (±10%), 50/60 Hz DC: 48 VDC (40-60 VDC)	–
	Power Consumption	15W max	Modular base: 12W max Modular uplink: 5W max VDSL: 10W max	19": 22W max ½ 19": 21W max PMC option: 90W max	70W max
Physical	Size (19" enclosure):				
	Height	–	–	43.7 mm (1.7 in)	43.7 mm (1.7 in)
	Width	–	–	440 mm (17.4 in)	440 mm (17.4 in)
	Depth	–	–	240 mm (9.5 in)	Non-NEBS: 240 mm (9.5 in) NEBS: 300 mm (11.8 in)
	Size (8.5" enclosure):				
	Height	43.7 mm (1.7 in)	43.7 mm (1.7 in)	43.7 mm (1.7 in)	–
	Width	220 mm (8.6 in)	215 mm (8.5 in)	215 mm (8.5 in)	–
Depth	170 mm (6.7 in)	300 mm (11.8 in)	300 mm (11.8 in)	–	
Environment	Storage Temperature	-40 to 85°C (-40 to 185°F)	-40 to 85°C (-40 to 185°F)	-40 to 85°C (-40 to 185°F)	-40 to 85°C (-40 to 185°F)
	Operating Temperature	Regular: 0 to 50°C (32 to 122°F) Temperature hardened and NEBS: -20 to 65°C (-4 to 149°F) Notes: <i>In the temperature-hardened device, a single SFP-30H is supported at temperature up to 62°C.</i> <i>In the regular enclosure (plastic), it is recommended to use a hardened SFP only, in order to operate the device at ambient temperature up to 50°C.</i>	Regular: 0 to 50°C (32 to 122°F) Temperature hardened and NEBS: -20 to 65°C (-4 to 149°F)	Regular: 0 to 50°C (32 to 122°F) Temperature hardened and NEBS: -40 to 65°C (-40 to 149°F)	Regular: 0 to 50°C (32 to 122°F) Temperature hardened and NEBS: -20 to 65°C (-4 to 149°F)
	Humidity	Up to 90%, non-condensing	Up to 90%, non-condensing	Up to 90%, non-condensing	Up to 90%, non-condensing

ETX-2

Carrier Ethernet Demarcation

Table 8. Power, Physical, and Environmental Specifications – ETX-2i Product Options

Specifications	ETX-2i Fixed Ports	ETX-2i/M & D-NFV	ETX-2i-B	ETX-2i-B D-NFV	ETX-2i-10G
Power Supply (19" enclosure)	AC: 100-240 VAC (±10%), 50/60 Hz DC: 24/48 VDC (20-60 VDC)	AC: 100-240 VAC (±10%), 50/60 Hz DC: 24/48 VDC (20-60 VDC)	–	–	AC: 100-240 VAC (±10%), 50/60 Hz DC: 24/48 VDC (20-60 VDC)
Power Supply (8.5" enclosure)	AC: 100-240 VAC (±10%), 50/60 Hz DC: Dual DC feed of 24/48 VDC (20-60 VDC)	AC: 100-240 VAC (±10%), 50/60 Hz DC: Dual DC feed of 24/48 VDC (20-60 VDC)	Wide-range AC/DC with auto detection AC: 100-240 VAC, (±10%), 50/60 Hz DC: 48 VDC (40-60 VDC)	AC: 100-240 VAC (±10%) 50/60 Hz DC: Dual DC feed of 24/48 VDC (20-60 VDC)	AC: 100-240 VAC (±10%) 50/60 Hz DC: 48 VDC (40-60 VDC)
Power Consumption	Non-modular product base (8 GbE): 35W max	Modular base: 30W Modular uplink: 5W max VDSL: 10W max D-NFV: 30W	23W	Modular base: 23W D-NFV: 30W	66W
Size (19" enclosure):					
Height	43.7 mm (1.7 in)	43.7 mm (1.7 in)	–	–	–
Width	440 mm (17.4 in)	440 mm (17.4 in)	–	–	–
Depth	240 mm (9.5 in)	300 mm (11.8 in)	–	–	–
Size (8.5" enclosure):					
Height	43.7 mm (1.7 in)	43.7 mm (1.7 in)	1U: 43.7 mm (1.7 in) 2U: 88.2 mm (3.5 in)	43.7 mm (1.7 in)	43.7 mm (1.7 in)
Width	215.9 mm (8.5 in)	215.9 mm (8.5 in)	220 mm (8.7 in)	215.5 mm (8.5 in)	215.5 mm (8.5 in)
Depth	300 mm (11.8 in)	300 mm (11.8 in)	170 mm (6.7 in)	280 mm (11 in)	301 mm (11.8 in)
Storage Temperature	-40 to 85°C (-40 to 185°F)	-40 to 85°C (-40 to 185°F)	-40 to 85°C (-40 to 185°F)	-40 to 85°C (-40 to 185°F)	-40 to 85°C (-40 to 185°F)
Operating Temperature	Regular: 0 to 50°C (32 to 122°F) Temperature hardened: -40 to 65°C (-40 to 149°F)	Regular: 0 to 50°C (32 to 122°F) Temperature hardened: -40 to 65°C (-40 to 149°F)	Regular: -5 to 55°C (23 to 131°F) ETX-2i-B with ten ports (2U): -20 to 65°C (-4 to 149°F)	Regular: 0 to 50°C (32 to 122°F)	Regular: 0 to 50°C (32 to 122°F) Temperature hardened: -40 to 65°C (-40 to 149°F)
Humidity	5% to 90%, non-condensing	5% to 90%, non-condensing	5% to 90%, non-condensing	5% to 90%, non-condensing	5% to 90%, non-condensing

Ordering

RECOMMENDED CONFIGURATIONS

ETX-203AX:

ETX-203AX/2SFP/4SFP

2 SFP Fast Ethernet ports, 4 empty SFP slots

ETX-203AX/GE/2SFP/4SFP

2 SFP GbE Ethernet ports, 4 empty SFP slots

ETX-203AX/2SFP/2UTP2SFP

2 SFP Ethernet ports, 2 UTP Ethernet ports, 2 SFP Ethernet ports

ETX-203AX/2SFP/4UTP

2 SFP Ethernet ports, 4 Ethernet UTP ports

ETX-203AX/2UTP/4UTP

2 UTP Ethernet ports, 4 Ethernet UTP ports

ETX-203AX/1SFP1UTP/4UTP

1 SFP Ethernet slot, 1 UTP Ethernet port, 4 Ethernet UTP ports

Note for ETX-203AX:

All ordering options are available with FE, GE, GE30, or H (hardened) option.

ETX-203AM:

ETX-203AM/DC/GE30/2ETH/2SFP2UTP

DC power supply, GbE Ethernet ports with multiple shapers, Ethernet network module, 2 SFP Ethernet ports, 2 copper Ethernet ports

ETX-203AM/AC/SH4W/4UTP

AC power supply, fast Ethernet ports, SHDSL 4-wire network module, 4 copper Ethernet ports

ETX-203AM/AC/GE/2ETH/4SFP

AC power supply, GbE Ethernet ports, Ethernet network module, 4 SFP Ethernet ports

ETX-203AM/AC/GE30/8E1T1/4UTP

AC power supply, GbE Ethernet ports, multiple shaped EVCs, E1/T1 8-port network module, 4 copper Ethernet ports

ETX-203AM/AC/GE/4UTP

AC power supply, GbE Ethernet ports, no network module, 4 copper Ethernet ports

ETX-203AM/H/AC/GE30/VDSL8W/POTS/4UTP

Hardened, AC power supply, GbE Ethernet ports, four VDSL ports (8-wire) over POTS, four copper Ethernet ports

ETX-203AM/H/AC/GE30/VDSL8W/ISDN/4UTP

Hardened, AC power supply, GbE Ethernet ports, four VDSL ports (8-wire) over ISDN, four copper Ethernet ports

Notes for ETX-203AM:

- All ordering options are available with FE, GE, GE30, or H (hardened) option.
- Only the Ethernet network module (2ETH) is NEBS certified.

ETX-205A:

ETX-205A/AC/19

AC power supply, 19" enclosure

ETX-205A/AC/19/4E1T1

AC power supply, 19" enclosure, 4 E1/T1 ports

ETX-205A/AC/19/8E1T1

AC power supply, 19" enclosure, 8 E1/T1 ports

ETX-205A/AC/19/SYE

AC power supply, 19" enclosure, SyncE

ETX-205A/AC/19/PTP

AC power supply, 19" enclosure, 1588v2 timing and SyncE

ETX-205A/AC/19/4E1T1/PTP

AC power supply, 19" enclosure, 4 E1/T1 ports, 1588v2 timing and SyncE

ETX-205A/AC/19/8E1T1/PTP

AC power supply, 19" enclosure, 8 E1/T1 ports, 1588v2 timing and SyncE

ETX-205A/AC/19/GPS

AC power supply, 19" enclosure, integrated grandmaster and GNSS receiver

ETX-205A/AC/PTP

AC power supply, 8.5" enclosure, 1588v2 timing and SyncE

ETX-205A/DC/4E1T1/PTP

DC power supply, 8.5" enclosure, 4 E1/T1 ports, 1588v2 timing and SyncE

ETX-205A/HN/DCR/19/PTP

Dual DC power supply, temperature-hardened NEBS-certified 19" enclosure, 1588v2 timing and SyncE

ETX-205A (PMC):

ETX-205A/AC/19V/DC2X/128S/PMC

AC power supply, dual core 2.5 GHz x86 processor, 128 GB solid state disk (SSD), PM controller (PMC) application

Note for ETX-205A: 19" ordering options are available with any combination of AC or DC power supplies.

ETX-220A:

ETX-220A/AC/2XFP/20S/SYE/ESK

AC power supply, 2 XFP 10GbE ports, 20 SFP GbE ports, SyncE, enhanced SW key

ETX-220A/AC/2XFP/10U10S/SYE/ESK

AC power supply, 2 XFP 10GbE ports, 10 copper GbE ports, 10 SFP GbE ports, SyncE, enhanced SW key

ETX-220A/AC/3XFP/10S/SYE/ESK

AC power supply, 3 XFP 10GbE ports, 10 SFP GbE ports, SyncE, enhanced SW key

ETX-220A/AC/3XFP/10U/SYE/ESK

AC power supply, 3 XFP 10GbE ports, 10 copper GbE ports, SyncE, enhanced SW key

ETX-220A/AC/3XFP/10S/PTP/ESK

AC power supply, 3 XFP 10GbE ports, 10 SFP GbE ports, SyncE, 1588v2, enhanced SW key

ETX-220A/AC/4XFP/10U/SYE/ESK

AC power supply, 4 XFP 10GbE ports, 10 copper GbE ports, SyncE, enhanced SW key

ETX-220A/AC/4XFP/SYE/ESK

AC power supply, 4 XFP 10GbE ports, SyncE, enhanced SW key

ETX-220A/AC/2XFP/20S/SYE/BSK

AC power supply, 2 XFP 10GbE ports, 20 SFP GbE ports, SyncE, basic SW key

ETX-220A/AC/2XFP/10U10S/SYE/BSK

AC power supply, 2 XFP 10GbE ports, 10 copper GbE ports, 10 SFP GbE ports, SyncE, basic SW key

ETX-220A/AC/3XFP/10S/SYE/BSK

AC power supply, 3 XFP 10GbE ports, 10 SFP GbE ports, SyncE, basic SW key

ETX-220A/AC/3XFP/10U/SYE/BSK

AC power supply, 3 XFP 10GbE ports, 10 copper GbE ports, SyncE, basic SW key

ETX-220A/AC/3XFP/10S/PTP/BSK

AC power supply, 3 XFP 10GbE ports, 10 SFP GbE ports, SyncE, 1588v2, basic SW key

ETX-220A/DC/4XFP/10S/SYE/BSK

DC power supply, 4 XFP 10GbE ports, 10 SFP GbE ports, SyncE, basic SW key

ETX-220A/DC/4XFP/10U/SYE/BSK

DC power supply, 4 XFP 10GbE ports, 10 copper GbE ports, SyncE, basic SW key

ETX-220A/DC/4XFP/SYE/BSK

DC power supply, 4 XFP 10GbE ports, SyncE, basic SW key

ETX-220A/ACR/4XFP/PTP/BSK

Dual AC power supply, 4 XFP 10GbE ports, SyncE and 1588v2 timing, basic SW key

Notes for ETX-220A:

- The Basic Software Key (BSK) option provides basic scheduling with a single queue block per port; the Enhanced Software Key (ESK) option allows for HCoS with shaping per EVC by providing more queue blocks per port (refer to user manual for the exact number).
- All ordering options are available with AC, DC, dual AC (ACR) or dual DC (DCR) power supplies.
- All ordering options are available with H (hardened) option.

ETX-2

Carrier Ethernet Demarcation

ETX-2i:

ETX-2i/AC/19

AC power supply, 19" enclosure, 8 fixed GbE SFP/copper combo ports

ETX-2i/AC/M

AC power supply, 8.5" enclosure, 4 fixed GbE SFP/copper combo ports, modular uplink

ETX-2i/DDC/M/PTP

Dual DC feed power supply, 8.5" enclosure, 4 fixed GbE SFP/copper combo ports, modular uplink, SyncE and 1588v2 timing

ETX-2i/H/AC/19/PTP

AC power supply, 19" enclosure, temperature-hardened, 8 fixed GbE SFP/copper combo ports, SyncE and 1588v2 timing

ETX-2i/H/ACR/19/PTP

Dual AC power supply, 19" enclosure, temperature-hardened, 8 fixed GbE SFP/copper combo ports, SyncE and 1588v2 timing

ETX-2i/HN/AC/19/PTP

AC power supply, 19" enclosure, NEBS compliant, temperature-hardened, 8 fixed GbE SFP/copper combo ports, SyncE and 1588v2 timing

ETX-2i/N/ACHP/19V

AC power supply, 19" enclosure, NEBS compliant, 4 fixed GbE SFP/copper combo ports, modular uplink, D-NFV module slot

ETX-2i/H/AC/M/VDSL8W/POTS

Hardened, AC power supply, modular uplink, four VDSL ports (8-wire) over POTS

ETX-2i/H/AC/M/VDSL8W/ISDN

Hardened, AC power supply, modular uplink, four VDSL ports (8-wire) over ISDN

Note for ETX-2i: Any D-NFV option must be ordered together with a RADcare Package and RADcare Project Assurance Package.

ETX-2i-B:

ETX-2i-B/WR/2SFP/2CMB

Wide-range power supply, 1/2 19" metal enclosure, 2 SFP Ethernet ports, 2 combo ports

ETX-2i-B/WR/2SFP/2CMB/DRC

Wide-range power supply, 1/2 19" metal enclosure, 2 SFP Ethernet ports, 2 combo ports, 2 IN dry contacts

ETX-2i-B/WR/2SFP/4UTP

Wide-range power supply, 1/2 19" metal enclosure, 2 SFP Ethernet ports, 4 Ethernet UTP ports

ETX-2i-B/H/WR/2SFP/8SFP

Wide-range power supply, temperature-hardened, 1/2 19" metal enclosure, 2 SFP network ports, 8 SFP user ports

Note: Although this device option has ten active ports, processing capability is limited to six GbE.

ETX-2i-B/AC/V/2SFP/4UTP

AC power supply, 1/2 19" metal enclosure, 2 SFP Ethernet ports, 4 Ethernet UTP ports, D-NFV module slot

ETX-2i-B/DDC/V/2SFP/4UTP

Dual DC feed power supply, 1/2 19" metal enclosure, 2 SFP Ethernet ports, 4 Ethernet UTP ports, D-NFV module slot

ETX-2i-10G:

ETX-2i-10G/AC/4SFPP/4SFP4UTP

AC power supply, 1/2 19" metal enclosure, 4 SFP+ Ethernet ports, 4 SFP Ethernet ports, 4 Ethernet UTP ports

ETX-2i-10G/H/ACR/4SFPP/12SFP12UTP/PTP

Dual AC power supply, 19" enclosure, temperature-hardened, 4 SFP+ Ethernet ports, 12 SFP Ethernet ports, 12 Ethernet UTP ports, SyncE and 1588v2 timing

ETX-2i-10G/H/DCR/4SFPP/12SFP12UTP/PTP

Dual DC power supply, 19" enclosure, temperature-hardened, 4 SFP+ Ethernet ports, 12 SFP Ethernet ports, 12 Ethernet UTP ports, SyncE and 1588v2 timing

SPECIAL CONFIGURATIONS

Please contact your local RAD partner for additional configuration options for ETX-203AX, ETX-203AM, ETX-205A, ETX-220A, ETX-2i, and ETX-2i-B (including the integrated router option).

SUPPLIED ACCESSORIES

ETX-203AX:

AC power cord

ETX-203AM:

AC power cord (if AC power supply is ordered), or DC connector kit (if DC power supply is ordered)

CBL-E1-SPLT

Cable to extract 2 E1/T1 ports from one RJ-45 connector of ETX-203AM E1/T1 network module (four cables are supplied if 8 E1T1 option is ordered)

ETX-205A:

Power cord (one per power supply)

RM-34

Hardware kit for mounting one 19" ETX-205A unit in a 19" rack

ETX-220A:

Power cord (one per power supply)

RM-34

Hardware kit for mounting one ETX-220A unit in a 19" rack

ETX-2i, ETX-2i-B, ETX-2i-10G:

AC power cord

RM-34

HW kit for mounting 19" unit in a 19" rack (for ETX-2i only)

OPTIONAL ACCESSORIES

ETX-203AX:

AC/DC adapter

CBL-RJ45/D9/F/6FT

Control port cable with male RJ-45 and female DB-9 connector

RM-33-2

Hardware kit for mounting one or two ETX-203AX units in a 19" rack

RM-35/23-TYPE1-NEBS

Hardware kit for mounting one or two NEBS-compliant ETX-203AM or ETX-203AX units in a 19" rack

ETX-203AX-SW/GE30

Software license for 1 Gbps per port, and up to 64 shaped EVCs per port

ETX-203AX-SW/GE

Software license for 1 Gbps per port

ETX-203AM:

CBL-RJ45/D9/F/6FT

Control port cable with male RJ-45 and female DB-9 connector

CBL-RJ45/2BNC/E1/X

Balanced E1 (RJ-45) to unbalanced E1 (2 BNC) adapter cable

RM-35/@

Hardware kit for mounting one or two ETX-203AM units in a 19" rack

- @ Rack mount kit (Default=both kits):
- P1** Kit for mounting one unit
- P2** Kit for mounting two units

RM-35/23-TYPE1-NEBS

Hardware kit for mounting one or two NEBS-compliant ETX-203AM or ETX-203AX units in a 19" rack

WM-35

Wall mount hardware kit for one ETX-203AM unit

ETX-203AM-SW/GE30

Software license for 1 Gbps per port, and up to 64 shaped EVCs per port

ETX-203AM-SW/GE

Software license for 1 Gbps per port

ETX-205A:

CBL-RJ45/D9/F/6FT

Control port cable with male RJ-45 and female DB-9 connector

CBL-RJ45/2BNC/E1/X

Balanced E1 (RJ-45) to unbalanced E1 (2 BNC) adapter cable

RM-34-23

Hardware kit for mounting one 19" ETX-205A unit in a 23" rack

RM-35/@

Hardware kit for mounting one or two 8.5" ETX-205A units in a 19" rack

- @ Rack mount kit (Default=Both kits):
- P1** Kit for mounting one unit
- P2** Kit for mounting two units

WM-34

Wall mount hardware kit for one 19" ETX-205A unit

WM-35

Wall mount hardware kit for one 8.5" ETX-205A unit

ETX-205A-PS/?!/!

- ? NEBS
- NULL** International
- N** NEBS3
- ! Power supply
- AC** Single AC power supply
- DC** Single DC power supply

ETX-220A:

CBL-RJ45/D9/F/6FT

Control port cable with male RJ-45 and female DB-9 connector

RM-34-23

Hardware kit for mounting one ETX-220A unit in a 23" rack

WM-34

Wall mount HW kit for one ETX-220A unit

ETX-220A_PS/N/!

- ! Power supply:
- AC** Single AC power supply
- DC** Single DC power supply

ETX-2i, ETX-2i-B, ETX-2i-10G:

AC/DC adapter

CBL-MUSB-DB9F

Mini-USB cable to connect device to a serial port (ETX-2i, ETX-2i-10G)

CBL-RJ45/D9/F/6FT

Control port cable with male RJ-45 and female DB-9 connector (ETX-2i-B)

RM-33-2

Hardware kit for mounting one or two ETX-2i-B units in a 19" rack

RM-35/@

Hardware kit for mounting one or two 8.5" units in a 19" rack

- @ Rack mount kit (Default=Both kits):
- P1** Kit for mounting one unit
- P2** Kit for mounting two units

RM-42

Rack-mount kit for mounting ETX-2i-B 2U unit

WM-35

Wall mount hardware kit for one 8.5" unit

WM-35-TYPE4

Wall mount HW kit for ETX-2i-B

ETX-2i-PS/?!/!

- ? NEBS
- NULL** International
- N** NEBS3
- ! Power supply
- AC** Single AC power supply
- DCHP** High power DC power supply for D-NFV
- ACHP** High power AC power supply for D-NFV

ETX-2

Carrier Ethernet Demarcation

Network interface modules for modular options (for ETX-2i and ETX-203AM):

ETX-M/2ETH

Ethernet uplink module with two combo ports

ETX-M/SH4W

EFM bonded uplink module with two SHDSL ports (4-wire)

ETX-M/SH8W

EFM bonded uplink module with four SHDSL ports (8-wire)

ETX-M/VDSL8W/POTS

EFM bonded uplink module with four VDSL ports (8-wire) over POTS

ETX-M/VDSL8W/ISDN

EFM bonded uplink module with four VDSL ports (8-wire) over ISDN

ETX-M/4E1T1

Ethernet uplink module with 4 E1/T1 ports

ETX-M/8E1T1

Ethernet uplink module with 8 E1/T1 ports

Note: The CBL-E1-SPLT cables must be ordered separately when ordering this module.

ETX-M/1T3

Ethernet uplink module with 1 T3 port

ETX-M/2T3

Ethernet uplink module with 2 T3 ports

SFP-GPON-1DH

GPON optical network terminal SFP

D-NFV modules for D-NFV ordering options (for ETX-2i):

ETX-DNFV-M/i7/128S

D-NFV module based on Quad Core i7 and 128 GB SSD

ETX-DNFV-M/i7/128S/8R

D-NFV module based on Quad Core i7 and 128 GB SSD, 8 GB RAM

ETX-DNFV-M/i7/128S/16R

D-NFV module based on Quad Core i7 and 128 GB SSD, 16 GB RAM

D-NFV modules for D-NFV ordering options (for ETX-2i-B)

ETX-DNFV-M/R4C/128S/8R

D-NFV module based on Intel® Atom Rangeley C2558 and 128 GB SSD, 8 GB RAM

ETX-DNFV-M/R8C/128S/8R

D-NFV module based on Intel® Atom Rangeley C2758 and 128 GB SSD, 8 GB RAM

SOFTWARE LICENSES FOR ETX-2

ETX-2-SW TWAMP

License to activate and operate TWAMP related functionalities in ETX-2.

International Headquarters

24 Raoul Wallenberg Street
Tel Aviv 69719, Israel
Tel. 972-3-6458181
Fax 972-3-6498250, 6474436
E-mail market@rad.com



12 avenue des prés
78059 St Quentin en Yvelines
Tel: 33 (0)1 77 55 03 00
Fax: 33 (0)1 30 44 11 95
E-mail: sales@cbnetworks.fr

